



**EFAMA**

European Fund and Asset Management Association

**50** <sup>1974</sup>  
*years* <sub>2024</sub>

**September 2024 N° 98**

*This release and other statistical releases are available on EFAMA's website ([www.efama.org](http://www.efama.org))*

## **Quarterly Statistical Release**



# ***Trends in the European Investment Fund Industry in the Second Quarter of 2024***

This report was prepared by Thomas Tilley and Hailin Yang

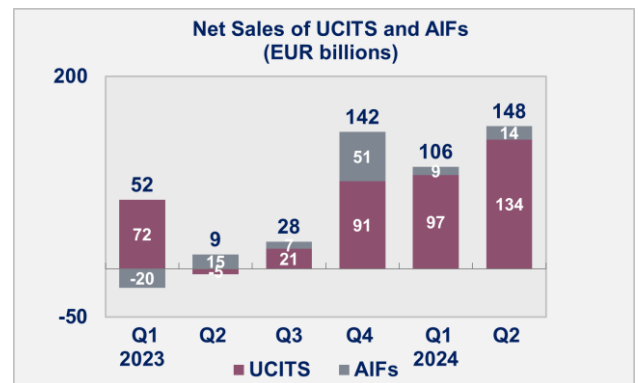
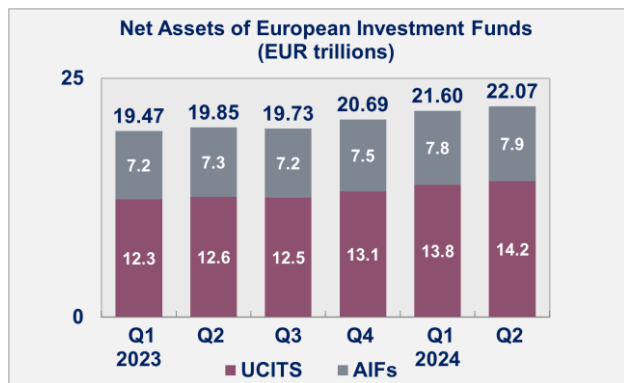
**EFAMA**

The European Fund and Asset Management Association

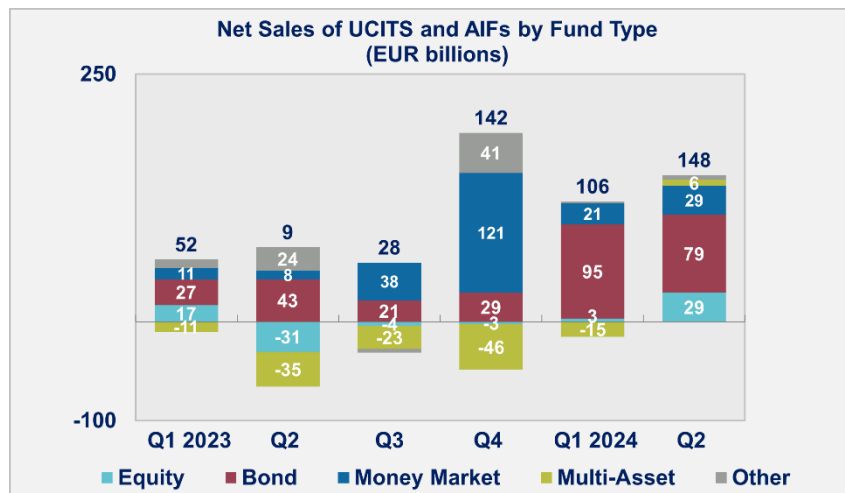
Rue Marie Thérèse 11 - B-1000 BRUXELLES - Tel. 32-2-513.39.69 - e-mail: [info@efama.org](mailto:info@efama.org)

## Highlights of Developments in Q2 2024

- **UCITS and AIF net assets rose by 2.2% in Q2 2024.** UCITS net assets increased by 2.6%, while AIFs saw a 1.4% growth. Over the first six months of 2024, the net assets of European funds increased by 6.7%, with UCITS rising 8.1% and AIFs increasing 4.3%.
- **UCITS and AIFs attracted net inflows of EUR 148 billion in Q2 2024,** up from EUR 106 billion in Q1 2024. Net sales of UCITS reached EUR 134 billion, whereas AIFs registered EUR 14 billion in net inflows. Over the first six months of 2024, net inflows into UCITS and AIFs totalled EUR 232 billion and EUR 23 billion, respectively.



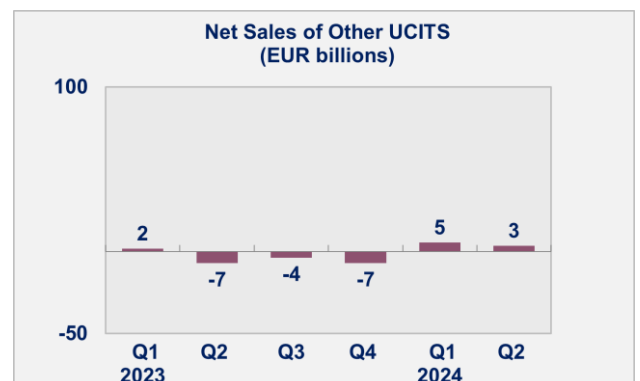
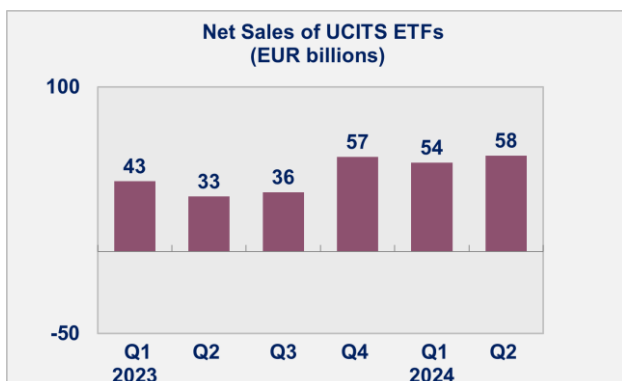
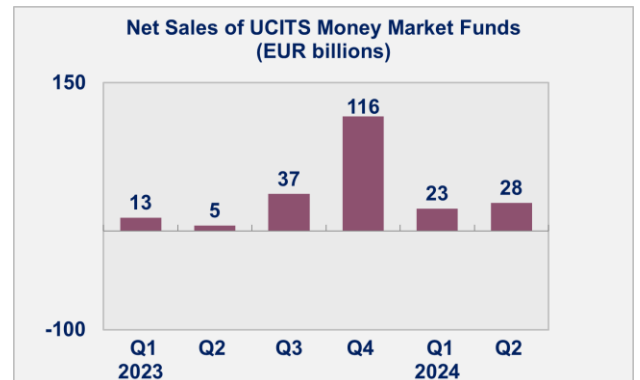
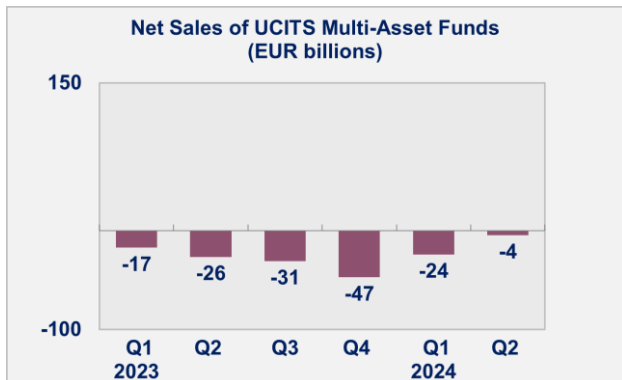
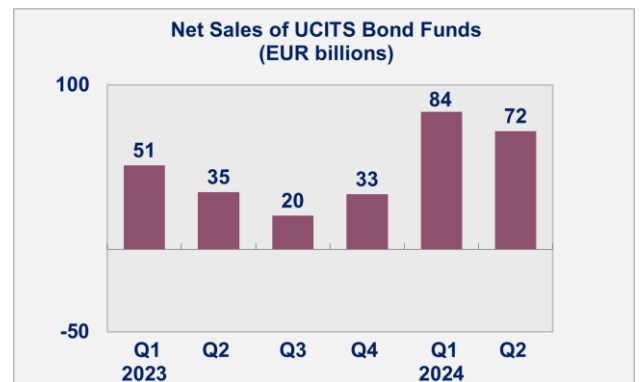
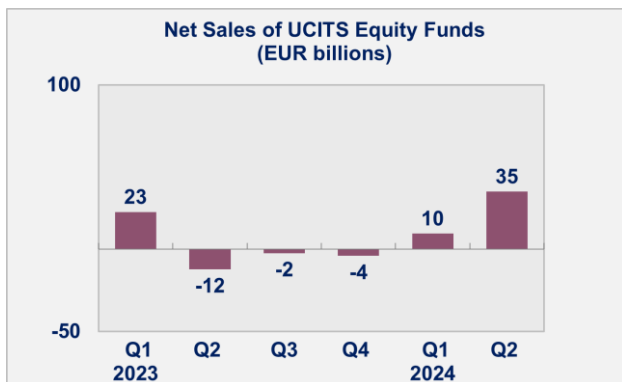
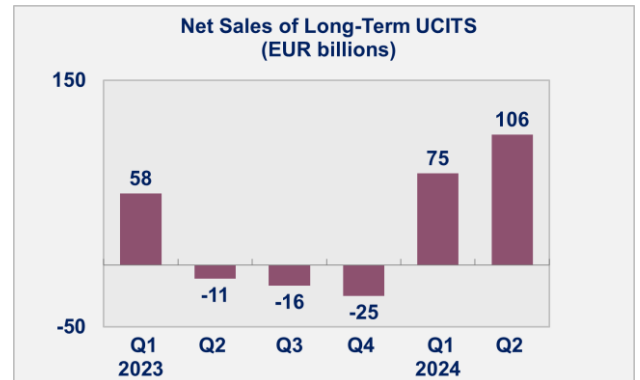
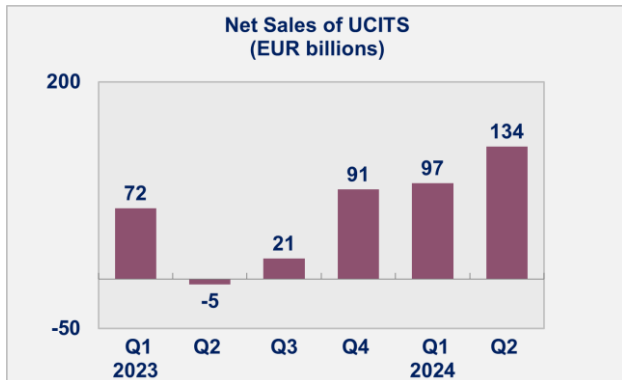
- **Demand for long-term funds remained robust thanks to sustained bond fund inflows.** Long-term UCITS and AIFs recorded robust net inflows of EUR 119 billion in Q2 2024, compared to EUR 85 billion in Q1 2024. With investors anticipating rate cuts, bond funds attracted strong net inflows of EUR 79 billion, but still below the EUR 95 billion of Q1 2024. Equity funds saw net inflows of EUR 29 billion, up from EUR 3 billion in Q1 2024. Multi-asset funds reversed course, with small net inflows of EUR 6 billion.
- **Net inflows into money market funds totalled EUR 29 billion,** slightly up from EUR 21 billion in Q1 2024.



- **SFDR Article 9 funds recorded net outflows for the third consecutive quarter.** These outflows totalled EUR 6.5 billion, compared to EUR 4.2 billion in Q1 2024. On the other hand, Long-term SFDR Article 8 funds registered the same level of net sales as in Q1 2024 (EUR 19 billion).
- **Fund purchases by European households rebounded in Q1 2024.** Net fund acquisitions by European retail investors amounted to EUR 40 billion, up from EUR 5 billion in Q4 2023. Insurers and pension funds on the other hand reduced their acquisitions from EUR 37 billion during Q4 2023 to EUR 1 billion in Q1 2024.

## The European Investment Fund Industry <sup>1</sup>

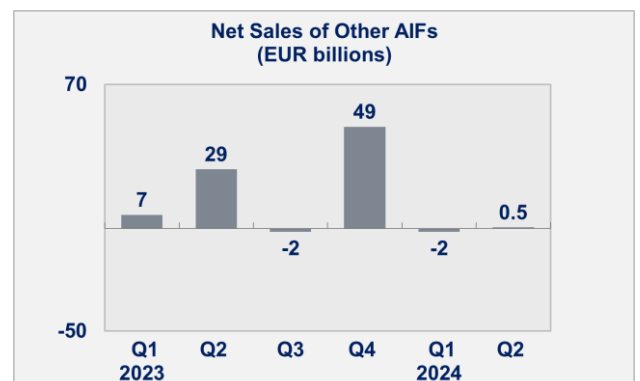
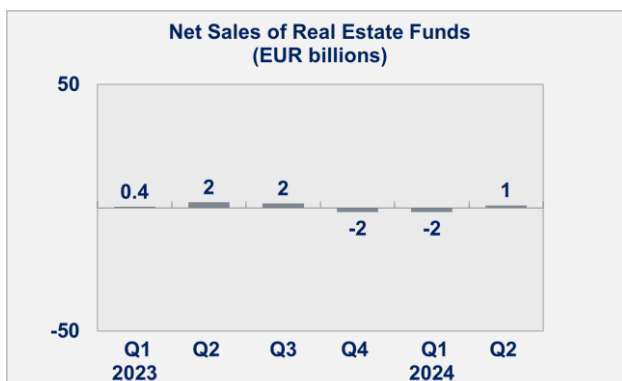
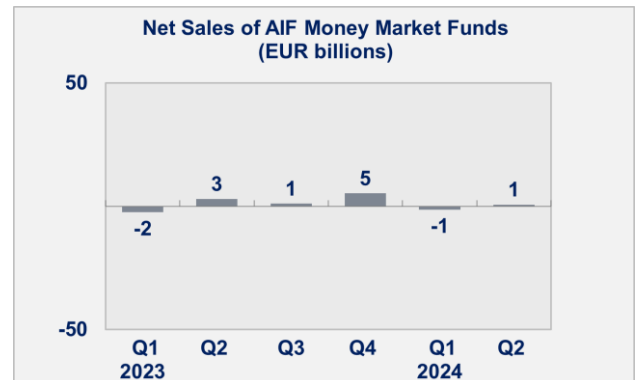
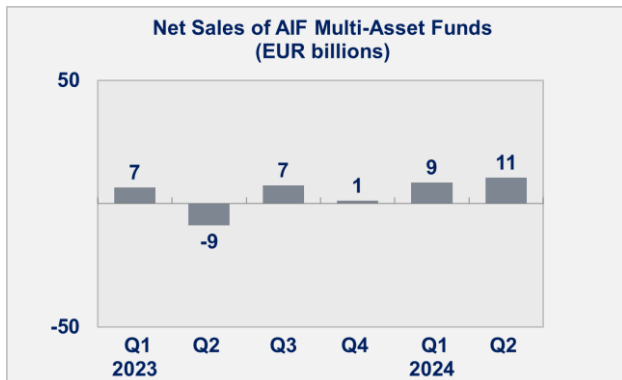
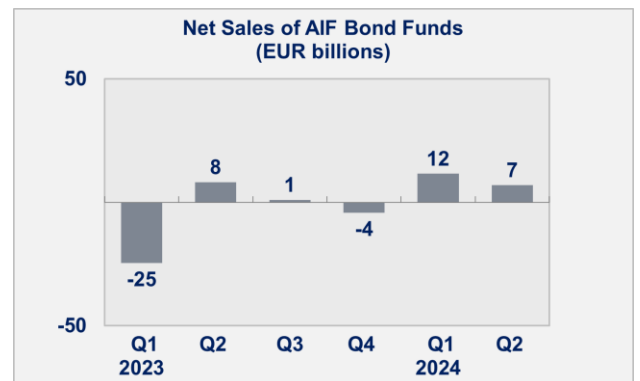
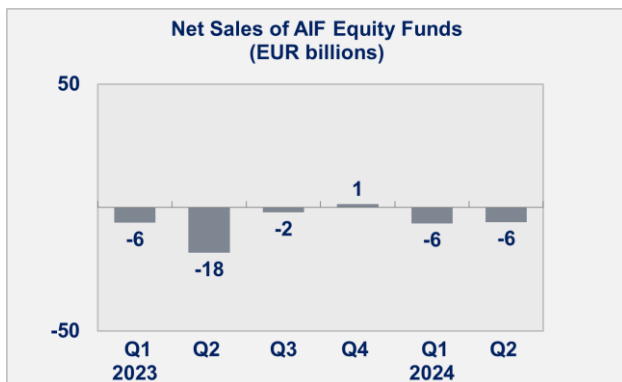
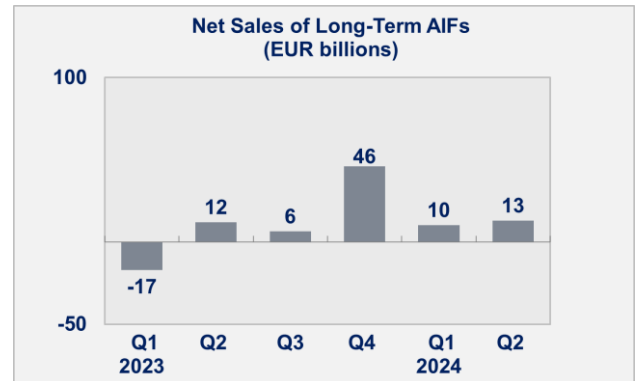
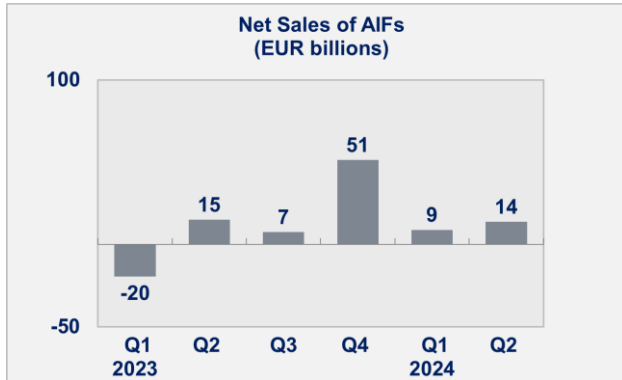
### Net Sales of UCITS by Investment Type



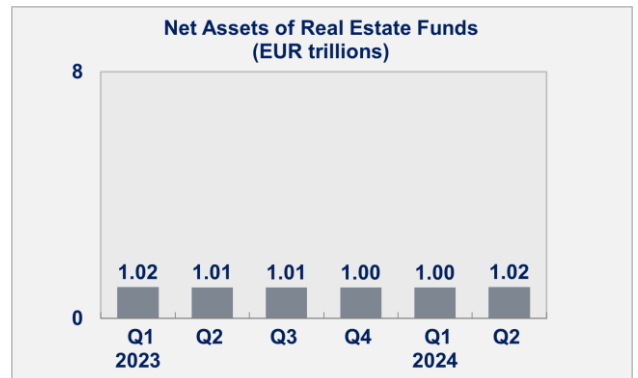
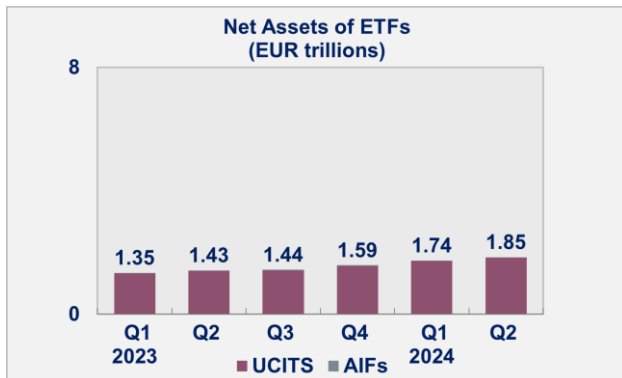
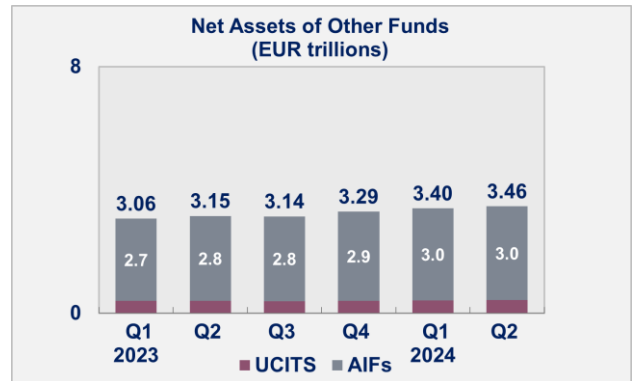
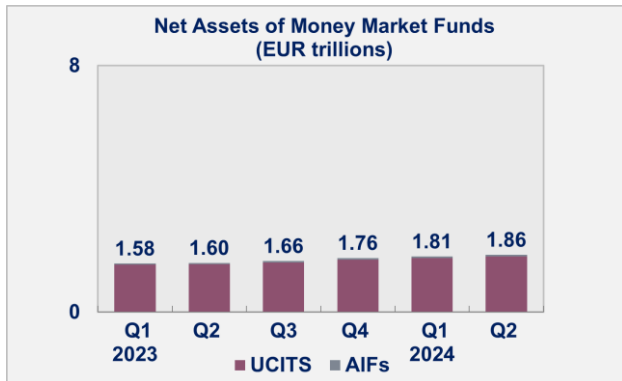
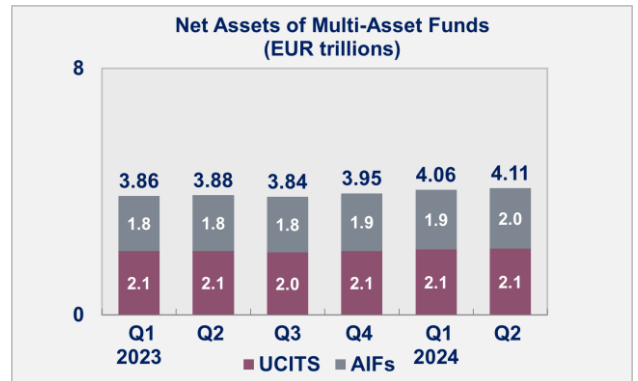
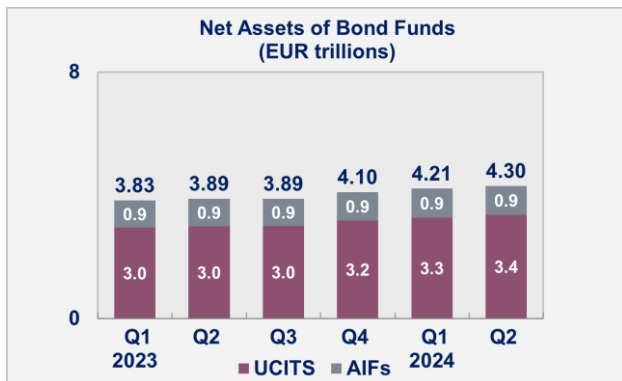
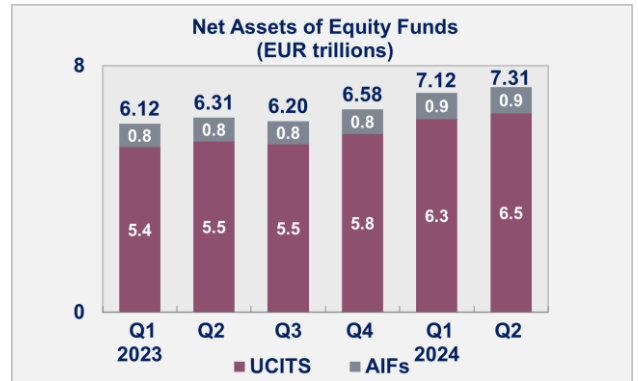
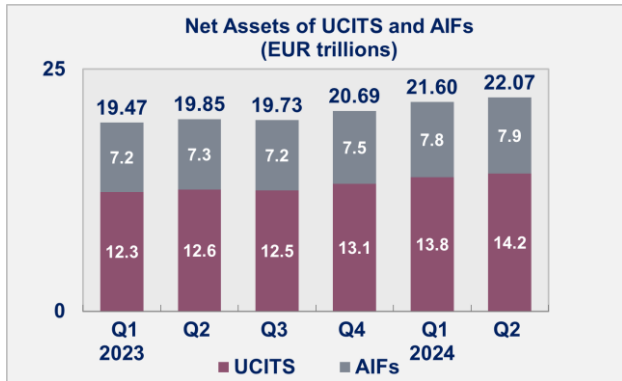
<sup>1</sup> This part focusses on net assets and net sales of investment funds that are domiciled in Europe.

Source: EFAMA database and other sources aggregated for 29 European countries: AT, BE, BG, CY, CZ., CH, DE, DK, ES, FI, FR, GR, HR, HU, IE, IT, LI, LU, MT, NL, NO, PL, PT, RO, SI, SK, SE, TK and UK. Long-term UCITS exclude money market funds. ETFs are considered as an 'of which' category, i.e., they are also included in the underlying type of fund. Other UCITS include guaranteed funds, ARIS funds and the remaining other UCITS funds. Funds domiciled in Switzerland, Turkey and the United Kingdom that fulfill the UCITS criteria are classified as UCITS.

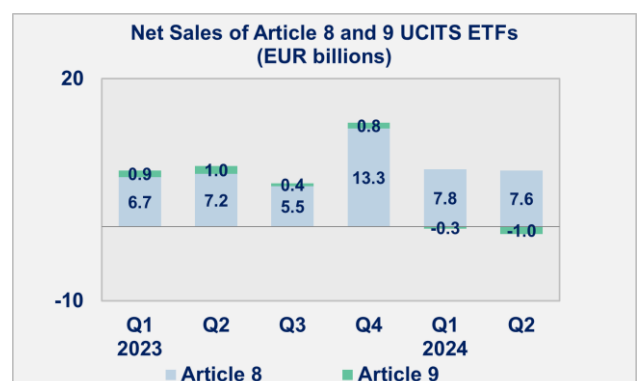
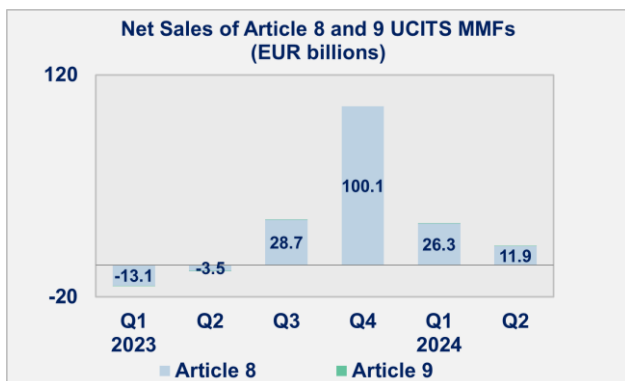
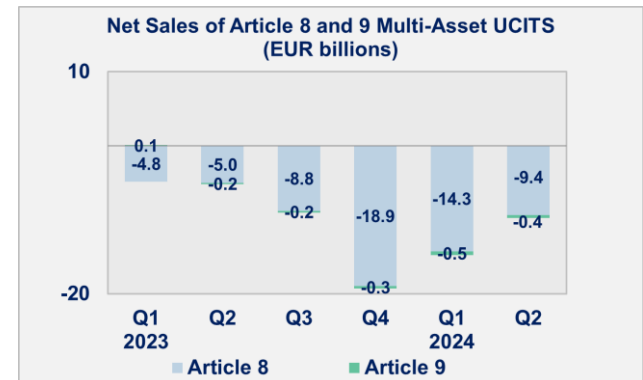
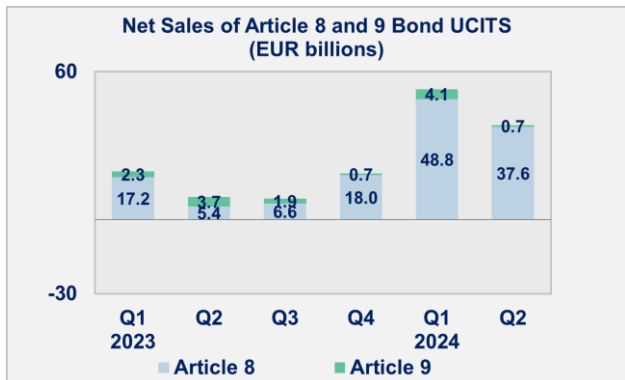
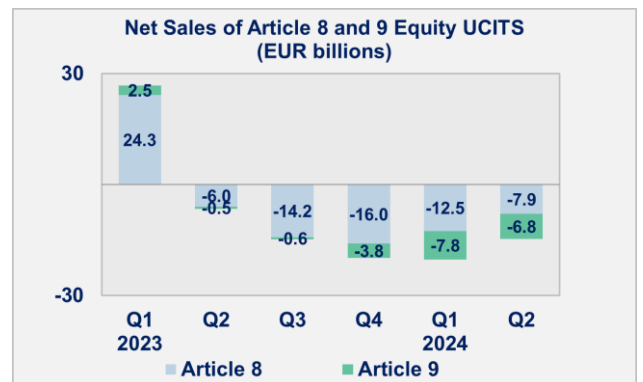
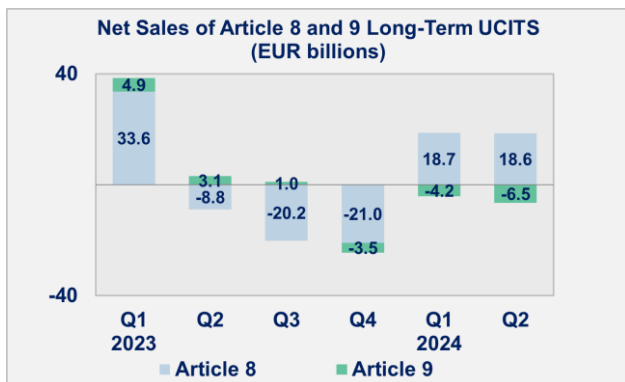
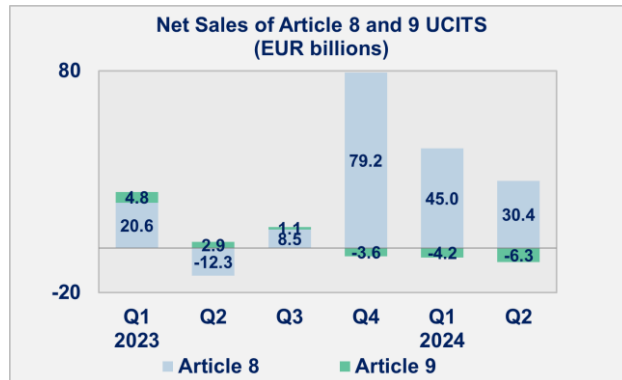
## The European Investment Fund Industry Net Sales of AIFs by Investment Type



## The European Investment Fund Industry Net Assets of UCITS and AIFs by Investment Type


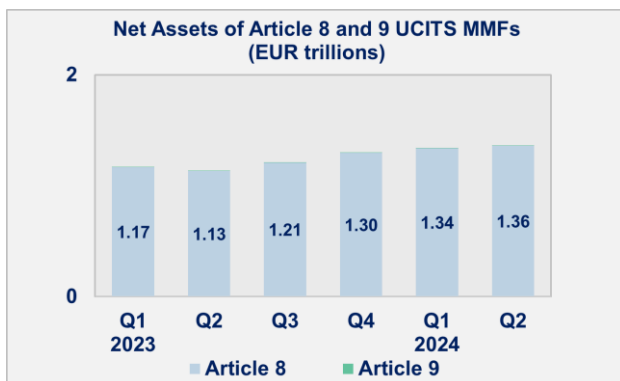

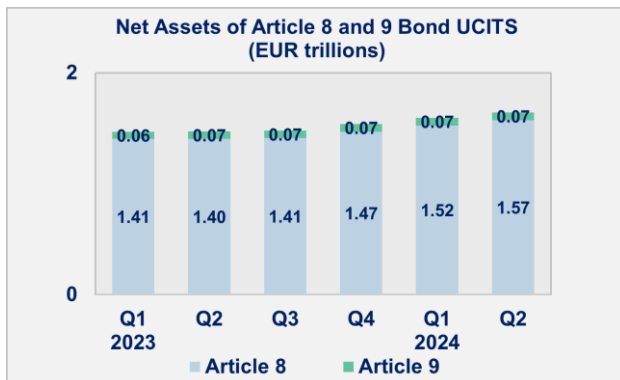
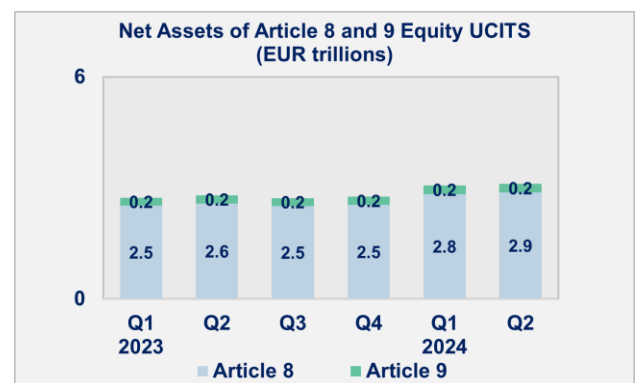
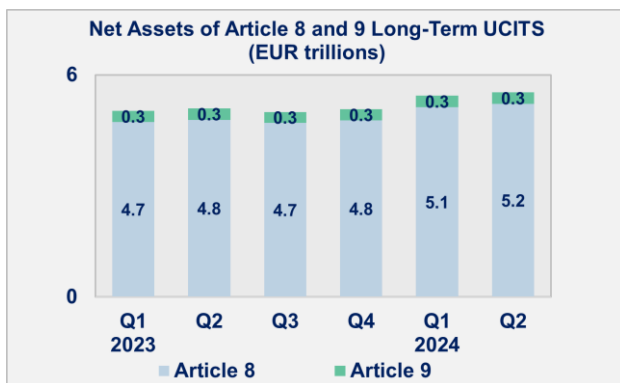
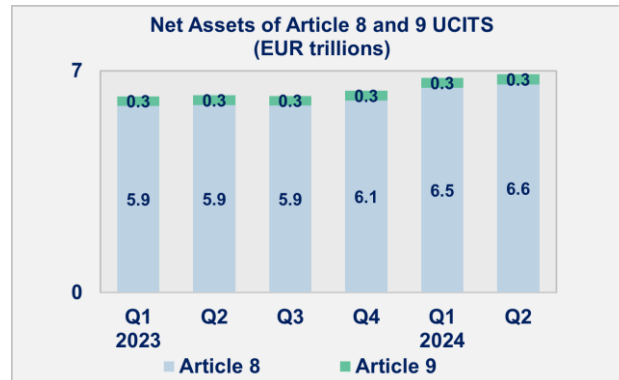


## The European Investment Fund Industry Net Sales of SFDR Article 8 and 9 UCITS <sup>2</sup>



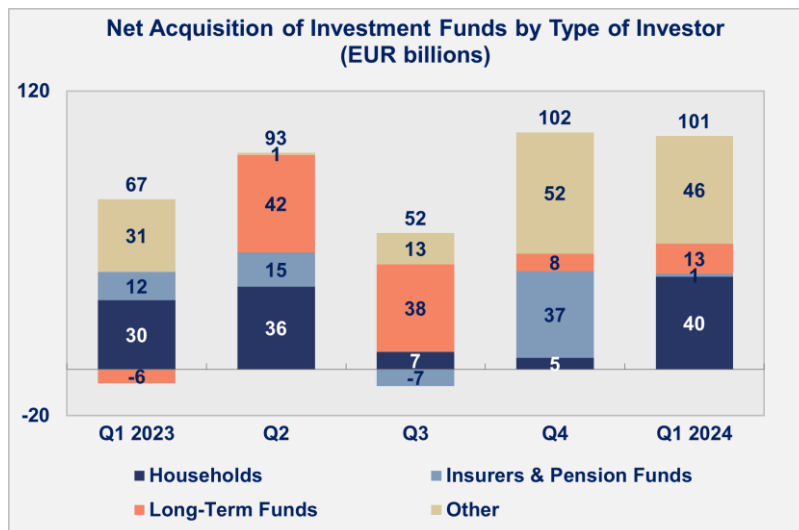
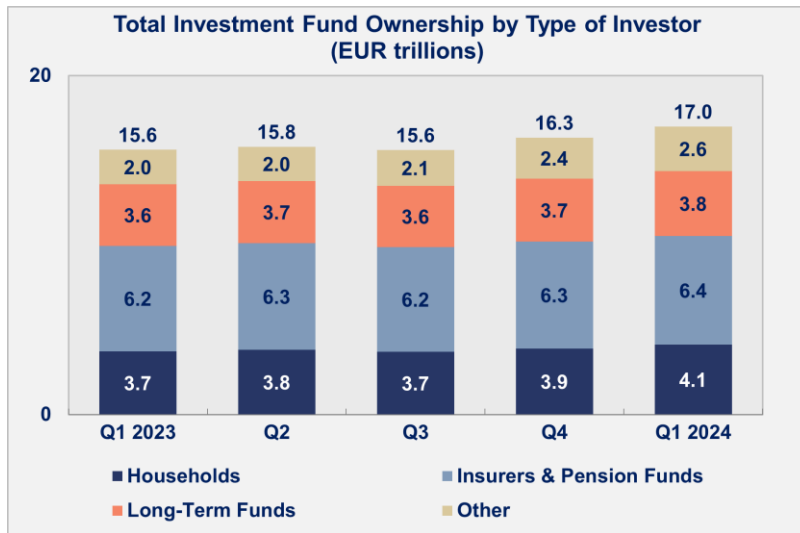
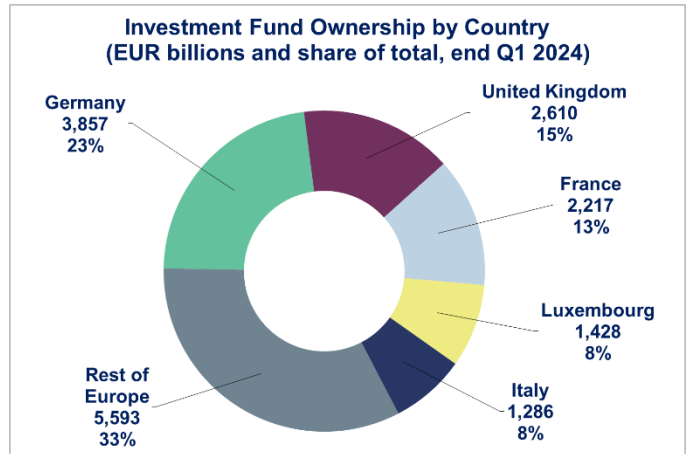
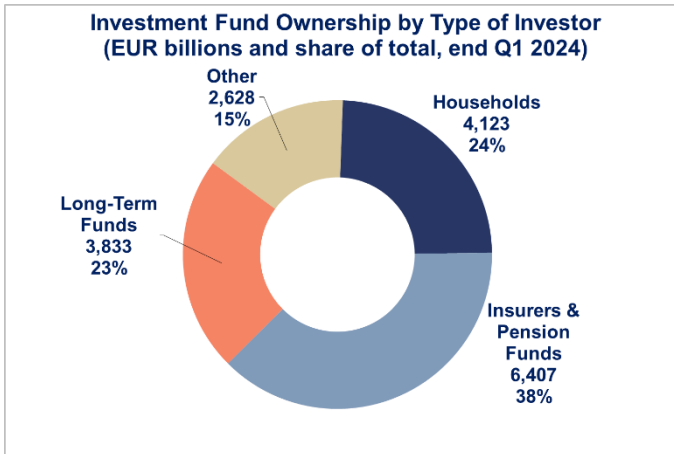
<sup>2</sup> These charts focus on the net sales of SFDR Article 8 and Article 9 UCITS  
Source: Morningstar Direct.

## The European Investment Fund Industry Net Assets of SFDR Article 8 and 9 UCITS <sup>3</sup>



<sup>3</sup> These charts focus on the net assets of UCITS that are labelled as SFDR Article 8 and Article 9 UCITS.  
Source: Morningstar Direct.

## Ownership of Investment Funds in Europe <sup>4</sup>



<sup>4</sup> 1) This section shows who are the main owners of investment funds in Europe as well as the amount of their net acquisitions. The difference between the total net assets of UCITS and AIFs shown on page 4 (EUR 21.6 trillion at end Q1 2024) and the total net assets of funds on this page (EUR 17 trillion) provides an estimate of the amount of UCITS and AIFs sold and held outside of Europe.

Source: European Central Bank (ECB) data for 27 countries: AT, BE, BG, CY, CZ., DE, DK (net sales figures for Denmark are excluded due to data unavailability), EE, ES, FI, FR, GR, HR, HU, IE, IT, LT, LU, LV, MT, NL, PL, PT, RO, SI, SK, SE, and the OECD for the UK.

2) The 'other investors' category encompasses all other types of investors that do not make significant use of investment funds. It includes monetary financial institutions, such as banks, non-financial corporations, general governments and remaining other financial intermediaries.



# Table of Contents

## UCITS and AIF Market in 2024 Q2

### **SUMMARY**

Total Net Assets, Net Sales and Number of UCITS and AIFs

---

[Table 1](#)

### **TOTAL NET SALES**

Total Net Sales of UCITS

---

[Table 2](#)

Total Net Sales of AIFs

---

[Table 3](#)

Total Net Sales of UCITS and AIFs

---

[Table 4](#)

### **CUMULATIVE NET SALES, YEAR TO DATE**

Net sales of UCITS, year to date

---

[Table 5](#)

Net sales of AIFs, year to date

---

[Table 6](#)

Net sales of UCITS and AIFs, year to date

---

[Table 7](#)

### **TOTAL NET ASSETS**

Total Net Assets of UCITS

---

[Table 8](#)

Total Net Assets of AIFs

---

[Table 9](#)

Total Net Assets of UCITS and AIFs

---

[Table 10](#)

### **NUMBER OF FUNDS**

Total Number of UCITS Funds

---

[Table 11](#)

Total Number of AIFs

---

[Table 12](#)

Total Number of UCITS and AIFs

---

[Table 13](#)

**Table 1**  
**Total Net Assets, Net Sales and Number of UCITS and AIFs, 2024 Q2**

Millions of euro

|                | Net Assets at End 2024 Q2 |                     |                    | Net Sales in 2024 Q2 |                  |                 | Number of Funds at End 2024 Q2 |               |               |
|----------------|---------------------------|---------------------|--------------------|----------------------|------------------|-----------------|--------------------------------|---------------|---------------|
|                | TOTAL                     | UCITS               | AIFs               | TOTAL                | UCITS            | AIFs            | TOTAL                          | UCITS         | AIFs          |
| Austria        | 220,901.8                 | 102,196.9           | 118,705.0          | 154.6                | -164.5           | 319.1           | 1,997                          | 880           | 1,117         |
| Belgium        | 218,396.7                 | 216,925.0           | 1,471.7            | 1,546.8              | 1,456.5          | 90.4            | 617                            | 598           | 19            |
| Bulgaria       | 1,533.4                   | 1,374.1             | 159.3              | 53.7                 | 48.4             | 5.4             | 134                            | 124           | 10            |
| Croatia        | 3,834.3                   | 2,757.6             | 1,076.7            | 171.2                | 171.2            |                 | 154                            | 113           | 41            |
| Cyprus         | 6,633.0                   | 599.0               | 6,034.0            | 144.0                | 17.0             | 127.0           | 466                            | 31            | 435           |
| Czech Republic | 29,747.6                  | 26,962.6            | 2,785.0            | 782.9                | 731.5            | 51.4            | 255                            | 237           | 18            |
| Denmark        | 293,541.3                 | 187,070.0           | 106,471.3          | -4,047.5             | 1,294.7          | -5,342.2        | 920                            | 573           | 347           |
| Finland        | 166,337.5                 | 147,602.5           | 18,735.0           | 2,027.9              | 2,051.6          | -23.7           | 487                            | 384           | 103           |
| France         | 2,408,001.0               | 956,697.0           | 1,451,304.0        | -11,886.0            | -16,815.0        | 4,929.0         | 10,799                         | 3,085         | 7,714         |
| Germany        | 2,742,795.1               | 528,037.8           | 2,214,757.3        | 6,149.4              | 2,818.2          | 3,331.2         | 7,743                          | 2,911         | 4,832         |
| Greece         | 21,577.0                  | 15,903.8            | 5,673.2            | 1,169.4              | 1,169.4          |                 | 308                            | 297           | 11            |
| Hungary        | 40,937.0                  | 3,274.7             | 37,662.3           | 689.1                | 343.0            | 346.1           | 571                            | 44            | 527           |
| Ireland        | 4,487,630.0               | 3,580,778.0         | 906,852.0          | 91,369.0             | 89,704.0         | 1,665.0         | 8,881                          | 5,482         | 3,399         |
| Italy          | 389,918.9                 | 268,031.6           | 121,887.4          | 4,957.4              | 4,969.3          | -11.9           | 2,341                          | 1,112         | 1,229         |
| Liechtenstein  | 135,349.5                 | 35,167.0            | 100,182.5          | 304.2                | -449.8           | 754.0           | 2,755                          | 1,374         | 1,381         |
| Luxembourg     | 5,582,271.0               | 4,547,542.0         | 1,034,729.0        | 29,898.0             | 18,150.0         | 11,748.0        | 13,838                         | 9,865         | 3,973         |
| Malta          | 21,537.2                  | 3,015.9             | 18,521.3           | 200.3                | 5.4              | 194.9           | 504                            | 115           | 389           |
| Netherlands    | 846,009.8                 | 86,317.9            | 759,691.8          | -8,396.1             | 435.5            | -8,831.6        | 1,593                          | 91            | 1,502         |
| Norway         | 194,730.0                 | 183,499.2           | 11,230.7           | 2,096.8              | 1,713.3          | 383.5           |                                |               |               |
| Poland         | 83,119.5                  | 33,142.5            | 49,977.0           | 2,258.1              | 1,278.0          | 980.1           | 1,027                          | 260           | 767           |
| Portugal       | 34,371.6                  | 18,688.1            | 15,683.5           | 268.3                | 281.1            | -12.8           | 507                            | 172           | 335           |
| Romania        | 7,977.8                   | 4,262.1             | 3,715.7            | 339.7                | 348.0            | -8.3            | 126                            | 91            | 35            |
| Slovakia       | 10,354.2                  | 7,055.9             | 3,298.3            | 79.8                 | 20.9             | 58.9            | 97                             | 70            | 27            |
| Slovenia       | 6,371.8                   | 5,681.0             | 690.8              | 107.1                | 107.1            |                 | 146                            | 77            | 69            |
| Spain          | 391,699.0                 | 355,280.0           | 36,419.0           | 11,935.0             | 12,547.0         | -612.0          | 3,221                          | 2,800         | 421           |
| Sweden         | 625,731.6                 | 597,285.6           | 28,446.0           | 3,462.7              | 3,269.0          | 193.7           | 733                            | 608           | 125           |
| Switzerland    | 924,776.0                 | 729,716.1           | 195,059.9          | 2,735.0              | 5,077.4          | -2,342.4        | 1,228                          | 1,052         | 176           |
| Turkey         | 111,255.5                 | 78,745.0            | 32,510.5           | 8,093.0              | 7,537.2          | 555.8           | 2,041                          | 1,520         | 521           |
| United Kingdom | 2,064,754.9               | 1,484,781.0         | 579,974.0          | 1,450.4              | -3,702.3         | 5,152.7         | 3,291                          | 2,223         | 1,068         |
| <b>Europe</b>  | <b>22,072,093.9</b>       | <b>14,208,389.9</b> | <b>7,863,704.0</b> | <b>148,114.3</b>     | <b>134,413.1</b> | <b>13,701.2</b> | <b>66,780</b>                  | <b>36,189</b> | <b>30,591</b> |

Table 2

## UCITS: Total Net Sales in 2024 Q2

Millions of euro

| UCITS, Net Sales |                  |                 |                 |                 |                 |              |              |         |                |
|------------------|------------------|-----------------|-----------------|-----------------|-----------------|--------------|--------------|---------|----------------|
| TOTAL            | Equity           | Bond            | Multi-asset     | Money Market    | Guaranteed      | ARIS         | Other        |         |                |
| Austria          | -164.5           | -5.4            | 142.7           | -285.8          |                 |              |              | -0.5    | -15.4          |
| Belgium          | 1,456.5          | 802.0           | 1,051.4         | 126.5           | -650.0          | 66.5         |              |         | 60.0           |
| Bulgaria         | 48.4             | 19.5            | > -0.1          | 11.6            |                 |              |              | <0.1    | 17.3           |
| Croatia          | 171.2            | 14.3            | -17.9           | 4.0             | 152.6           |              |              |         | 18.2           |
| Cyprus           | 17.0             | 10.0            | 8.0             | -1.0            |                 |              |              |         |                |
| Czech Republic   | 731.5            | 59.7            | 363.7           | 310.5           |                 | -2.3         |              |         |                |
| Denmark          | 1,294.7          | 976.8           | 318.0           | -1.5            |                 |              |              |         | 1.4            |
| Finland          | 2,051.6          | 1,290.3         | 612.7           | 132.6           | 14.1            | 1.9          |              |         |                |
| France           | -16,815.0        | -434.0          | 3,639.0         | -2,333.0        | -18,144.0       | 457.0        |              |         |                |
| Germany          | 2,818.2          | 1,615.5         | 889.2           | -277.6          | 455.7           | 13.4         | -44.6        |         | 166.6          |
| Greece           | 1,169.4          | 21.0            | 997.7           | 8.2             | 151.8           |              |              |         | -9.3           |
| Hungary          | 343.0            | 71.5            | 96.6            | 103.6           | 1.4             |              |              | 69.9    |                |
| Ireland          | 89,704.0         | 35,468.0        | 25,657.0        | -167.0          | 27,504.0        |              |              |         | 1,242.0        |
| Italy            | 4,969.3          | -9.6            | 4,929.2         | 488.0           | 219.3           |              |              | -657.6  |                |
| Liechtenstein    | -449.8           | -75.9           | -62.6           | -101.1          | -71.1           |              |              | -0.4    | -138.8         |
| Luxembourg       | 18,150.0         | -11,554.0       | 23,525.0        | -2,173.0        | 8,972.0         |              |              |         | -620.0         |
| Malta            | 5.4              | 3.8             | -1.1            | -21.3           |                 | 30.4         |              |         | -6.5           |
| Netherlands      | 435.5            | 569.0           | -72.0           | -5.9            |                 |              |              |         | -55.6          |
| Norway           | 1,713.3          | 1,293.8         | 474.3           | -36.0           |                 |              |              |         | -18.7          |
| Poland           | 1,278.0          | -11.8           | 1,280.7         | 22.8            |                 |              |              | 1.1     | -14.9          |
| Portugal         | 281.1            | 12.7            | 142.3           | -138.7          | 138.7           |              |              |         | 126.2          |
| Romania          | 348.0            | 113.4           | 111.0           | 50.2            |                 |              |              | 0.1     | 73.3           |
| Slovakia         | 20.9             | 118.8           | -26.9           | -71.0           |                 |              |              |         |                |
| Slovenia         | 107.1            | 90.6            | 1.8             | 2.3             | 12.4            |              |              |         | <0.1           |
| Spain            | 12,547.0         | 3,872.0         | 5,722.0         | 1,687.0         | 645.0           | 13.0         | 608.0        |         |                |
| Sweden           | 3,269.0          | 1,796.5         | 1,906.4         | -424.5          |                 |              |              | -8.2    | -1.2           |
| Switzerland      | 5,077.4          | -1,577.1        | 2,978.1         | 428.3           | 3,248.1         |              |              |         |                |
| Turkey           | 7,537.2          | 853.2           | -222.3          | 16.2            | 5,379.3         |              |              | 1,032.6 | 478.2          |
| United Kingdom   | -3,702.3         | -253.4          | -2,571.1        | -1,784.9        | 340.8           |              |              | -868.8  | 1,435.2        |
| <b>Europe</b>    | <b>134,413.1</b> | <b>35,151.2</b> | <b>71,872.7</b> | <b>-4,430.6</b> | <b>28,370.1</b> | <b>579.9</b> | <b>131.7</b> |         | <b>2,738.2</b> |

Table 3

## AIFs: Total Net Sales in 2024 Q2

Millions of euro

|                | AIFs, Net Sales |                 |                |                 |              |             |      |                 |              |                |
|----------------|-----------------|-----------------|----------------|-----------------|--------------|-------------|------|-----------------|--------------|----------------|
|                | TOTAL           | Equity          | Bond           | Multi-asset     | Money Market | Guaranteed  | ARIS | Real Estate     | Other        |                |
| Austria        | 319.1           | 208.2           | 143.2          | 406.1           |              |             | -3.2 | -31.0           | -402.3       | -2.0           |
| Belgium        | 90.4            | 3.9             | 0.2            | 0.7             |              |             |      |                 |              | 85.5           |
| Bulgaria       | 5.4             | 0.1             | 4.6            | 0.6             |              |             |      |                 |              |                |
| Croatia        |                 |                 |                |                 |              |             |      |                 |              |                |
| Cyprus         | 127.0           | 22.0            |                | 40.0            |              |             |      |                 | -1.0         | 66.0           |
| Czech Republic | 51.4            |                 |                |                 |              |             |      |                 | 51.4         |                |
| Denmark        | -5,342.2        | -1,108.4        | 700.5          | -2,590.9        |              |             |      | -692.9          | -82.2        | -1,568.3       |
| Finland        | -23.7           | -26.4           | 12.7           | 35.8            |              |             |      |                 | -126.8       | 81.1           |
| France         | 4,929.0         | 259.0           | 5,247.0        | -1,207.0        | 520.0        | 110.0       |      |                 |              |                |
| Germany        | 3,331.2         | 802.6           | -4,912.2       | 7,386.9         | -152.1       |             |      | -31.8           | 162.5        | 75.3           |
| Greece         |                 |                 |                |                 |              |             |      |                 |              |                |
| Hungary        | 346.1           | 102.6           | -503.7         | 362.8           | -57.4        | 71.5        |      | 367.9           | -9.0         | 11.4           |
| Ireland        | 1,665.0         | 2,187.0         | 906.0          | -1,271.0        | 65.0         |             |      |                 | 642.0        | -864.0         |
| Italy          | -11.9           |                 |                |                 |              |             |      |                 |              | -11.9          |
| Liechtenstein  | 754.0           | 6.3             | -2.0           | 143.8           |              |             |      | 2.1             | 4.5          | 599.2          |
| Luxembourg     | 11,748.0        | -1,963.0        | 2,030.0        | 1,758.0         | 304.0        |             |      |                 | 1,065.0      | 8,554.0        |
| Malta          | 194.9           | 40.1            | -0.8           | -1.8            |              |             |      |                 | -4.7         | 162.1          |
| Netherlands    | -8,831.6        | -7,767.8        | 2,471.6        | 334.2           |              |             |      |                 | -245.1       | -3,624.4       |
| Norway         | 383.5           | 46.1            | 281.0          | 79.4            |              |             |      |                 |              | -23.0          |
| Poland         | 980.1           | 29.6            | 410.3          | 457.4           |              |             | <0.1 | 92.1            | -1.2         | -8.2           |
| Portugal       | -12.8           |                 | 2.6            | -1.5            |              |             |      |                 |              | -13.9          |
| Romania        | -8.3            |                 |                | >-0.1           |              |             |      | -1.0            |              | -7.3           |
| Slovakia       | 58.9            | 1.5             | 3.0            | 4.9             |              |             |      |                 | 49.6         |                |
| Slovenia       |                 |                 |                |                 |              |             |      |                 |              |                |
| Spain          | -612.0          | 3.0             | -473.0         | 11.0            |              | -167.0      |      | -1.0            |              | 15.0           |
| Sweden         | 193.7           | 0.7             | -8.0           | 220.4           |              |             |      | -17.0           |              | -2.4           |
| Switzerland    | -2,342.4        |                 |                |                 |              |             |      |                 | 194.2        | -2,536.6       |
| Turkey         | 555.8           |                 |                |                 |              |             |      |                 | 97.7         | 458.1          |
| United Kingdom | 5,152.7         | 1,239.9         | 634.4          | 4,366.5         | <0.1         |             |      | -1,093.2        | -397.3       | 402.3          |
| <b>Europe</b>  | <b>13,701.2</b> | <b>-5,913.1</b> | <b>6,947.5</b> | <b>10,536.4</b> | <b>679.6</b> | <b>11.3</b> |      | <b>-1,405.7</b> | <b>997.1</b> | <b>1,848.0</b> |

**Table 4**  
**UCITS & AIFs: Total Net Sales in 2024 Q2**

Millions of euro

| <b>UCITS &amp; AIFs, Net Sales</b> |                  |                 |                    |                     |                   |              |                    |              |                |
|------------------------------------|------------------|-----------------|--------------------|---------------------|-------------------|--------------|--------------------|--------------|----------------|
| <b>TOTAL</b>                       | <b>Equity</b>    | <b>Bond</b>     | <b>Multi-asset</b> | <b>Money Market</b> | <b>Guaranteed</b> | <b>ARIS</b>  | <b>Real Estate</b> | <b>Other</b> |                |
| Austria                            | 154.6            | 202.9           | 285.9              | 120.3               |                   | -3.2         | -31.5              | -402.3       | -17.5          |
| Belgium                            | 1,546.8          | 805.9           | 1,051.6            | 127.2               | -650.0            | 66.5         |                    |              | 145.6          |
| Bulgaria                           | 53.7             | 19.7            | 4.5                | 12.3                |                   |              | <0.1               |              | 17.3           |
| Croatia                            | 171.2            | 14.3            | -17.9              | 4.0                 | 152.6             |              |                    |              | 18.2           |
| Cyprus                             | 144.0            | 32.0            | 8.0                | 39.0                |                   |              |                    | -1.0         | 66.0           |
| Czech Republic                     | 782.9            | 59.7            | 363.7              | 310.5               |                   | -2.3         |                    | 51.4         |                |
| Denmark                            | -4,047.5         | -131.6          | 1,018.5            | -2,592.4            |                   |              | -692.9             | -82.2        | -1,566.8       |
| Finland                            | 2,027.9          | 1,263.9         | 625.4              | 168.4               | 14.1              | 1.9          |                    | -126.8       | 81.1           |
| France                             | -11,886.0        | -175.0          | 8,886.0            | -3,540.0            | -17,624.0         | 567.0        |                    |              |                |
| Germany                            | 6,149.4          | 2,418.0         | -4,023.0           | 7,109.3             | 303.7             | 13.4         | -76.4              | 162.5        | 241.9          |
| Greece                             | 1,169.4          | 21.0            | 997.7              | 8.2                 | 151.8             |              |                    |              | -9.3           |
| Hungary                            | 689.1            | 174.1           | -407.1             | 466.4               | -56.0             | 71.5         | 437.8              | -9.0         | 11.4           |
| Ireland                            | 91,369.0         | 37,655.0        | 26,563.0           | -1,438.0            | 27,569.0          |              |                    | 642.0        | 378.0          |
| Italy                              | 4,957.4          | -9.6            | 4,929.2            | 488.0               | 219.3             |              | -657.6             |              | -11.9          |
| Liechtenstein                      | 304.2            | -69.6           | -64.5              | 42.7                | -71.1             |              | 1.8                | 4.5          | 460.5          |
| Luxembourg                         | 29,898.0         | -13,517.0       | 25,555.0           | -415.0              | 9,276.0           |              |                    | 1,065.0      | 7,934.0        |
| Malta                              | 200.3            | 43.9            | -1.9               | -23.0               |                   | 30.4         |                    | -4.7         | 155.6          |
| Netherlands                        | -8,396.1         | -7,198.9        | 2,399.6            | 328.3               |                   |              |                    | -245.1       | -3,680.0       |
| Norway                             | 2,096.8          | 1,339.8         | 755.3              | 43.4                |                   |              |                    |              | -41.7          |
| Poland                             | 2,258.1          | 17.9            | 1,691.1            | 480.2               |                   | <0.1         | 93.2               | -1.2         | -23.0          |
| Portugal                           | 268.3            | 12.7            | 144.9              | -140.2              | 138.7             |              |                    |              | 112.3          |
| Romania                            | 339.7            | 113.4           | 111.0              | 50.2                |                   |              | -0.9               |              | 66.0           |
| Slovakia                           | 79.8             | 120.3           | -24.0              | -66.1               |                   |              |                    | 49.6         |                |
| Slovenia                           | 107.1            | 90.6            | 1.8                | 2.3                 | 12.4              |              |                    |              | <0.1           |
| Spain                              | 11,935.0         | 3,875.0         | 5,249.0            | 1,698.0             | 645.0             | -154.0       | 607.0              |              | 15.0           |
| Sweden                             | 3,462.7          | 1,797.3         | 1,898.4            | -204.1              |                   |              | -25.2              |              | -3.6           |
| Switzerland                        | 2,735.0          | -1,577.1        | 2,978.1            | 428.3               | 3,248.1           |              |                    | 194.2        | -2,536.6       |
| Turkey                             | 8,093.0          | 853.2           | -222.3             | 16.2                | 5,379.3           |              | 1,032.6            | 97.7         | 936.3          |
| United Kingdom                     | 1,450.4          | 986.4           | -1,936.7           | 2,581.6             | 340.8             |              | -1,962.0           | -397.3       | 1,837.6        |
| <b>Europe</b>                      | <b>148,114.3</b> | <b>29,238.2</b> | <b>78,820.2</b>    | <b>6,105.8</b>      | <b>29,049.6</b>   | <b>591.3</b> | <b>-1,274.1</b>    | <b>997.1</b> | <b>4,586.2</b> |

**Table 5**  
**UCITS: Net Sales in 2024 (YTD)**

Millions of euro

| UCITS, Net Sales YTD |                  |                 |                  |                  |                 |              |                |              |
|----------------------|------------------|-----------------|------------------|------------------|-----------------|--------------|----------------|--------------|
| TOTAL                | Equity           | Bond            | Multi-asset      | Money Market     | Guaranteed      | ARIS         | Other          |              |
| Austria              | -235.2           | 218.6           | 457.9            | -911.0           |                 |              | 14.2           | -14.9        |
| Belgium              | 2,744.7          | 21.0            | 2,046.5          | 2,548.1          | -1,343.5        | -590.4       |                | 62.9         |
| Bulgaria             | 68.6             | 33.6            | -1.7             | 11.9             |                 |              | 0.1            | 24.6         |
| Croatia              | 456.1            | 49.4            | 17.8             | -0.6             | 310.3           |              |                | 79.3         |
| Cyprus               | 27.0             | 20.0            | 8.0              | -1.0             |                 |              |                |              |
| Czech Republic       | 1,957.4          | 114.4           | 1,118.3          | 732.1            | -5.2            | -2.3         |                |              |
| Denmark              | 3,934.7          | 2,837.2         | 850.5            | 157.5            |                 |              |                | 89.4         |
| Finland              | 4,399.8          | 2,693.6         | 1,310.2          | 331.9            | 44.4            | 19.7         |                |              |
| France               | 4,366.0          | -3,606.0        | 7,119.0          | -6,574.0         | 6,311.0         | 1,116.0      |                |              |
| Germany              | 1,949.9          | 2,639.7         | 850.0            | -2,796.8         | 830.9           | 28.9         | -76.1          | 473.4        |
| Greece               | 2,613.0          | 65.8            | 2,189.6          | 43.9             | 294.1           |              |                | 19.5         |
| Hungary              | 672.6            | 97.6            | 307.8            | 152.9            | 2.8             |              | 111.4          |              |
| Ireland              | 127,024.0        | 67,602.0        | 50,216.0         | -947.0           | 9,626.0         |              |                | 527.0        |
| Italy                | 8,383.4          | -751.6          | 12,524.6         | -2,309.6         | 372.2           |              | -1,452.3       |              |
| Liechtenstein        | -931.0           | -381.1          | -28.1            | -264.9           | 29.7            |              | -0.6           | -285.9       |
| Luxembourg           | 10,552.0         | -38,655.0       | 50,846.0         | -13,219.0        | 15,773.0        |              |                | -4,193.0     |
| Malta                | -5.0             | 0.4             | 1.9              | -19.2            |                 | 30.4         |                | -18.4        |
| Netherlands          | 1,391.6          | 2,166.0         | -807.0           | -4.1             |                 |              |                | 36.6         |
| Norway               | 4,019.9          | 3,430.2         | 695.5            | -93.2            |                 |              |                | -12.7        |
| Poland               | 2,952.5          | -120.1          | 3,055.2          | 30.7             |                 |              | 2.7            | -16.1        |
| Portugal             | 348.0            | -7.3            | 261.4            | -302.0           | 279.6           |              |                | 116.3        |
| Romania              | 617.4            | 183.2           | 213.0            | 91.3             |                 |              | -0.2           | 130.0        |
| Slovakia             | 93.4             | 197.6           | 98.9             | -203.1           |                 |              |                |              |
| Slovenia             | 252.0            | 219.4           | 27.0             | -12.3            | 17.7            |              |                | 0.2          |
| Spain                | 20,790.0         | 3,078.0         | 13,785.0         | -1,338.0         | 4,595.0         | 158.0        | 512.0          |              |
| Sweden               | 5,406.8          | 3,766.1         | 2,542.0          | -886.4           |                 |              | -12.8          | -2.0         |
| Switzerland          | 16,416.9         | 605.9           | 7,459.9          | 3,036.1          | 5,315.1         |              |                |              |
| Turkey               | 21,999.2         | 1,266.4         | -88.3            | 199.1            | 8,876.9         | -1.2         | 10,275.0       | 1,471.2      |
| United Kingdom       | -10,614.6        | -3,073.0        | -1,677.7         | -5,864.6         | -277.5          |              | -2,122.5       | 2,400.7      |
| <b>Europe</b>        | <b>231,650.9</b> | <b>44,712.3</b> | <b>155,399.2</b> | <b>-28,411.4</b> | <b>51,052.5</b> | <b>759.1</b> | <b>7,251.1</b> | <b>888.2</b> |

**Table 6**  
**AIFs: Net Sales in 2024 (YTD)**

Millions of euro

| <b>AIFs, Net Sales YTD</b> |                 |                  |                 |                 |               |               |                 |               |                |          |
|----------------------------|-----------------|------------------|-----------------|-----------------|---------------|---------------|-----------------|---------------|----------------|----------|
|                            | <b>TOTAL</b>    | Equity           | Bond            | Multi-asset     | Money Market  | Guaranteed    | ARIS            | Real Estate   | Other          |          |
| Austria                    | 1,004.6         | 370.0            | 877.5           | 733.0           |               |               | 26.1            | -49.1         | -950.1         | -2.9     |
| Belgium                    | 109.1           | <0.1             | 0.4             | 17.5            |               |               |                 |               |                | 91.2     |
| Bulgaria                   | 5.4             | 0.1              | 4.6             | 0.7             |               |               |                 |               |                |          |
| Croatia                    |                 |                  |                 |                 |               |               |                 |               |                |          |
| Cyprus                     | 221.0           | 27.0             |                 | 41.0            |               |               |                 |               | 35.0           | 118.0    |
| Czech Republic             | 100.9           |                  |                 |                 |               |               |                 |               | 100.9          |          |
| Denmark                    | -6,747.1        | -1,969.4         | 833.4           | -3,048.7        |               |               |                 | -692.9        | -127.8         | -1,741.7 |
| Finland                    | 164.9           | 20.7             | 64.8            | 81.7            |               |               |                 |               | -115.6         | 113.3    |
| France                     | 4,237.0         | -486.0           | 7,624.0         | -1,975.0        | -990.0        | 64.0          |                 |               |                |          |
| Germany                    | 9,426.8         | -1,641.4         | -480.9          | 11,652.8        | 20.7          |               |                 | -171.5        | 243.6          | -196.5   |
| Greece                     |                 |                  |                 |                 |               |               |                 |               |                |          |
| Hungary                    | 2,881.8         | 175.6            | 591.1           | 816.5           | -17.5         | 174.0         |                 | 973.3         | 151.6          | 17.2     |
| Ireland                    | -4,991.0        | 579.0            | 2,625.0         | -3,263.0        | -220.0        |               |                 |               | 985.0          | -5,697.0 |
| Italy                      | -35.2           |                  |                 | 0.3             |               |               |                 |               |                | -35.5    |
| Liechtenstein              | 2,123.6         | 16.4             | 94.5            | 286.6           |               |               |                 | -1.1          | 10.4           | 1,716.8  |
| Luxembourg                 | 12,940.0        | -3,866.0         | 3,712.0         | 845.0           | 513.0         |               |                 |               | -971.0         | 12,707.0 |
| Malta                      | -130.2          | 86.7             | 1.6             | -7.3            |               |               |                 |               | -6.0           | -205.2   |
| Netherlands                | -11,406.9       | -8,313.9         | 575.9           | 902.5           |               |               |                 |               | 104.4          | -4,675.8 |
| Norway                     | 913.3           | 185.7            | 621.0           | 119.0           |               |               |                 |               |                | -12.4    |
| Poland                     | 2,206.4         | 48.1             | 1,132.7         | 908.1           |               |               | > -0.1          | 168.3         | -13.5          | -37.2    |
| Portugal                   | -28.8           |                  | 2.3             | -1.9            |               |               |                 |               |                | -29.2    |
| Romania                    | -6.0            | 1.4              |                 | <0.1            |               |               |                 | -0.2          |                | -7.4     |
| Slovakia                   | 111.6           | 2.1              | 10.8            | 0.6             | 8.4           |               |                 |               | 89.7           |          |
| Slovenia                   |                 |                  |                 |                 |               |               |                 |               |                |          |
| Spain                      | -1,599.0        | 85.0             | -532.0          | -5.0            |               | -1,135.0      |                 | -1.0          |                | -11.0    |
| Sweden                     | -48.5           | -30.9            | 21.2            | 235.2           |               |               |                 | -44.9         |                | -229.1   |
| Switzerland                | -1,703.1        |                  |                 |                 |               |               |                 |               | 460.8          | -2,163.9 |
| Turkey                     | 431.0           |                  |                 |                 |               |               |                 |               | 124.9          | 306.1    |
| United Kingdom             | 12,407.0        | 2,364.0          | 747.0           | 10,816.1        | -0.4          |               |                 | -2,184.8      | -901.9         | 1,567.1  |
| <b>Europe</b>              | <b>22,588.6</b> | <b>-12,345.8</b> | <b>18,526.8</b> | <b>19,155.7</b> | <b>-685.8</b> | <b>-871.0</b> | <b>-2,003.8</b> | <b>-779.6</b> | <b>1,592.0</b> |          |

**Table 7**  
**UCITS & AIFs: Net Sales in 2024 (YTD)**

Millions of euro

| <b>UCITS &amp; AIFs, Net Sales YTD</b> |                  |                 |                    |                     |                   |               |                    |               |                |
|--|------------------|-----------------|--------------------|---------------------|-------------------|---------------|--------------------|---------------|----------------|
| <b>TOTAL</b>                           | <b>Equity</b>    | <b>Bond</b>     | <b>Multi-asset</b> | <b>Money Market</b> | <b>Guaranteed</b> | <b>ARIS</b>   | <b>Real Estate</b> | <b>Other</b>  |                |
| Austria                                | 769.4            | 588.6           | 1,335.4            | -178.0              |                   | 26.1          | -34.9              | -950.1        | -17.7          |
| Belgium                                | 2,853.8          | 21.0            | 2,047.0            | 2,565.6             | -1,343.5          | -590.4        |                    |               | 154.1          |
| Bulgaria                               | 74.0             | 33.8            | 2.9                | 12.6                |                   |               | 0.1                |               | 24.6           |
| Croatia                                | 456.1            | 49.4            | 17.8               | -0.6                | 310.3             |               |                    |               | 79.3           |
| Cyprus                                 | 248.0            | 47.0            | 8.0                | 40.0                |                   |               |                    | 35.0          | 118.0          |
| Czech Republic                         | 2,058.2          | 114.4           | 1,118.3            | 732.1               | -5.2              | -2.3          |                    | 100.9         |                |
| Denmark                                | -2,812.4         | 867.8           | 1,683.9            | -2,891.2            |                   |               | -692.9             | -127.8        | -1,652.3       |
| Finland                                | 4,564.7          | 2,714.4         | 1,375.0            | 413.6               | 44.4              | 19.7          |                    | -115.6        | 113.3          |
| France                                 | 8,603.0          | -4,092.0        | 14,743.0           | -8,549.0            | 5,321.0           | 1,180.0       |                    |               |                |
| Germany                                | 11,376.7         | 998.3           | 369.1              | 8,855.9             | 851.6             | 28.9          | -247.6             | 243.6         | 276.9          |
| Greece                                 | 2,613.0          | 65.8            | 2,189.6            | 43.9                | 294.1             |               |                    |               | 19.5           |
| Hungary                                | 3,554.4          | 273.2           | 898.9              | 969.4               | -14.6             | 174.0         | 1,084.7            | 151.6         | 17.2           |
| Ireland                                | 122,033.0        | 68,181.0        | 52,841.0           | -4,210.0            | 9,406.0           |               |                    | 985.0         | -5,170.0       |
| Italy                                  | 8,348.2          | -751.6          | 12,524.6           | -2,309.3            | 372.2             |               | -1,452.3           |               | -35.5          |
| Liechtenstein                          | 1,192.6          | -364.7          | 66.4               | 21.7                | 29.7              |               | -1.7               | 10.4          | 1,430.9        |
| Luxembourg                             | 23,492.0         | -42,521.0       | 54,558.0           | -12,374.0           | 16,286.0          |               |                    | -971.0        | 8,514.0        |
| Malta                                  | -135.2           | 87.1            | 3.5                | -26.5               |                   | 30.4          |                    | -6.0          | -223.6         |
| Netherlands                            | -10,015.3        | -6,147.9        | -231.0             | 898.4               |                   |               |                    | 104.4         | -4,639.2       |
| Norway                                 | 4,933.2          | 3,615.9         | 1,316.5            | 25.9                |                   |               |                    |               | -25.1          |
| Poland                                 | 5,158.9          | -72.0           | 4,187.9            | 938.8               |                   | > -0.1        | 171.0              | -13.5         | -53.3          |
| Portugal                               | 319.2            | -7.3            | 263.7              | -303.9              | 279.6             |               |                    |               | 87.1           |
| Romania                                | 611.4            | 184.7           | 213.0              | 91.4                |                   |               | -0.3               |               | 122.6          |
| Slovakia                               | 205.0            | 199.8           | 109.6              | -202.5              | 8.4               |               |                    | 89.7          |                |
| Slovenia                               | 252.0            | 219.4           | 27.0               | -12.3               | 17.7              |               |                    |               | 0.2            |
| Spain                                  | 19,191.0         | 3,163.0         | 13,253.0           | -1,343.0            | 4,595.0           | -977.0        | 511.0              |               | -11.0          |
| Sweden                                 | 5,358.4          | 3,735.2         | 2,563.2            | -651.3              |                   |               | -57.6              |               | -231.1         |
| Switzerland                            | 14,713.8         | 605.9           | 7,459.9            | 3,036.1             | 5,315.1           |               |                    | 460.8         | -2,163.9       |
| Turkey                                 | 22,430.2         | 1,266.4         | -88.3              | 199.1               | 8,876.9           | -1.2          | 10,275.0           | 124.9         | 1,777.3        |
| United Kingdom                         | 1,792.4          | -709.0          | -930.7             | 4,951.5             | -277.9            |               | -4,307.4           | -901.9        | 3,967.8        |
| <b>Europe</b>                          | <b>254,239.5</b> | <b>32,366.5</b> | <b>173,926.0</b>   | <b>-9,255.7</b>     | <b>50,366.7</b>   | <b>-111.8</b> | <b>5,247.3</b>     | <b>-779.6</b> | <b>2,480.2</b> |



**Table 8**  
**UCITS: Total Net Assets at End 2024 Q2**

Millions of euro

| UCITS, Net Assets |                     |                    |                    |                    |                    |                 |                 |                  |
|-------------------|---------------------|--------------------|--------------------|--------------------|--------------------|-----------------|-----------------|------------------|
| TOTAL             | Equity              | Bond               | Multi-asset        | Money Market       | Guaranteed         | ARIS            | Other           |                  |
| Austria           | 102,196.9           | 30,335.9           | 32,861.1           | 37,316.1           |                    |                 | 1,526.5         | 157.2            |
| Belgium           | 216,925.0           | 81,294.0           | 16,441.0           | 114,221.4          | 1,802.3            | 2,850.6         |                 | 315.6            |
| Bulgaria          | 1,374.1             | 290.4              | 38.0               | 992.5              |                    |                 | 2.9             | 50.2             |
| Croatia           | 2,757.6             | 460.5              | 928.7              | 162.0              | 387.4              |                 |                 | 819.1            |
| Cyprus            | 599.0               | 459.0              | 97.0               | 43.0               |                    |                 |                 |                  |
| Czech Republic    | 26,962.6            | 5,129.5            | 13,390.7           | 8,435.8            |                    | 6.5             |                 |                  |
| Denmark           | 187,070.0           | 85,577.4           | 64,272.0           | 35,500.3           |                    |                 |                 | 1,720.3          |
| Finland           | 147,602.5           | 68,204.2           | 50,650.2           | 28,266.1           | 359.4              | 122.6           |                 |                  |
| France            | 956,697.0           | 247,278.0          | 146,857.0          | 135,119.0          | 417,626.0          | 9,817.0         |                 |                  |
| Germany           | 528,037.8           | 323,600.9          | 56,958.4           | 133,137.1          | 4,063.8            | 254.1           | 2,364.1         | 7,659.5          |
| Greece            | 15,903.8            | 2,645.9            | 8,025.5            | 3,689.6            | 1,078.3            |                 |                 | 464.5            |
| Hungary           | 3,274.7             | 554.0              | 1,676.3            | 598.3              | 50.2               |                 | 395.9           |                  |
| Ireland           | 3,580,778.0         | 1,733,140.0        | 894,634.0          | 133,521.0          | 757,096.0          |                 |                 | 62,387.0         |
| Italy             | 268,031.6           | 37,769.3           | 83,451.3           | 121,285.8          | 3,964.7            |                 | 21,560.4        |                  |
| Liechtenstein     | 35,167.0            | 13,902.8           | 9,102.6            | 4,519.1            | 2,549.9            |                 | 14.3            | 5,078.3          |
| Luxembourg        | 4,547,542.0         | 1,828,032.0        | 1,222,538.0        | 818,224.0          | 520,278.0          |                 |                 | 158,470.0        |
| Malta             | 3,015.9             | 553.1              | 1,216.4            | 385.5              |                    | 45.6            |                 | 815.3            |
| Netherlands       | 86,317.9            | 63,849.3           | 18,542.8           | 360.7              |                    |                 |                 | 3,565.1          |
| Norway            | 183,499.2           | 114,740.5          | 61,490.3           | 6,883.5            |                    |                 |                 | 384.9            |
| Poland            | 33,142.5            | 7,208.3            | 21,401.0           | 4,331.5            |                    |                 | 16.3            | 185.3            |
| Portugal          | 18,688.1            | 3,803.4            | 4,108.6            | 8,362.0            | 1,053.6            |                 |                 | 1,360.6          |
| Romania           | 4,262.1             | 804.4              | 2,046.1            | 590.1              |                    |                 | 17.8            | 803.8            |
| Slovakia          | 7,055.9             | 2,432.1            | 1,318.2            | 3,305.6            |                    |                 |                 |                  |
| Slovenia          | 5,681.0             | 3,975.9            | 353.5              | 1,187.7            | 159.3              |                 |                 | 4.6              |
| Spain             | 355,280.0           | 65,966.0           | 140,640.0          | 120,369.0          | 18,443.0           | 3,078.0         | 6,784.0         |                  |
| Sweden            | 597,285.6           | 421,553.0          | 70,424.3           | 104,847.5          |                    |                 | 141.2           | 319.5            |
| Switzerland       | 729,716.1           | 351,034.1          | 230,640.3          | 107,458.8          | 40,583.0           |                 |                 |                  |
| Turkey            | 78,745.0            | 4,938.8            | 2,201.5            | 1,842.4            | 15,016.5           | 0.3             | 46,215.2        | 8,530.4          |
| United Kingdom    | 1,484,781.0         | 956,371.9          | 213,146.7          | 212,568.5          | 26,246.2           |                 | 19,046.2        | 57,401.5         |
| <b>Europe</b>     | <b>14,208,389.9</b> | <b>6,455,904.5</b> | <b>3,369,451.5</b> | <b>2,147,524.1</b> | <b>1,810,757.5</b> | <b>16,174.8</b> | <b>98,084.9</b> | <b>310,492.6</b> |

Table 9

## AIFs: Total Net Assets at End 2024 Q2

Millions of euro

|                | AIFs, Net Assets   |                  |                  |                    |                 |                 |                 |                    |                    |
|----------------|--------------------|------------------|------------------|--------------------|-----------------|-----------------|-----------------|--------------------|--------------------|
|                | TOTAL              | Equity           | Bond             | Multi-asset        | Money Market    | Guaranteed      | ARIS            | Real Estate        | Other              |
| Austria        | 118,705.0          | 15,364.0         | 31,170.4         | 62,083.1           |                 | 140.7           | 1,430.9         | 8,421.5            | 94.4               |
| Belgium        | 1,471.7            | 379.6            | 3.2              | 636.6              |                 |                 |                 |                    | 452.3              |
| Bulgaria       | 159.3              | 22.5             | 4.6              | 38.7               |                 |                 |                 |                    | 93.4               |
| Croatia        | 1,076.7            |                  |                  |                    |                 |                 |                 |                    | 1,076.7            |
| Cyprus         | 6,034.0            | 1,396.0          | 70.0             | 1,083.0            |                 |                 |                 | 750.0              | 2,735.0            |
| Czech Republic | 2,785.0            |                  |                  |                    |                 |                 |                 | 2,785.0            |                    |
| Denmark        | 106,471.3          | 56,024.2         | 24,034.3         | 18,290.5           |                 |                 | 177.1           | 1,553.0            | 6,392.2            |
| Finland        | 18,735.0           | 2,276.2          | 782.9            | 5,553.0            |                 |                 |                 | 7,644.3            | 2,478.5            |
| France         | 1,451,304.0        | 134,262.0        | 160,310.0        | 170,311.0          | 12,662.0        | 7,257.0         |                 | 231,174.0          | 735,328.0          |
| Germany        | 2,214,757.3        | 133,265.3        | 407,808.4        | 1,076,830.6        | 5,824.7         |                 | 7,046.3         | 289,855.8          | 294,126.2          |
| Greece         | 5,673.2            |                  |                  |                    |                 |                 |                 | 5,639.8            | 33.4               |
| Hungary        | 37,662.3           | 2,552.6          | 13,081.6         | 5,273.2            | 1,409.7         | 2,693.4         | 4,579.9         | 7,308.2            | 763.6              |
| Ireland        | 906,852.0          | 91,546.0         | 73,174.0         | 131,874.0          | 3,308.0         |                 |                 | 23,177.0           | 583,773.0          |
| Italy          | 121,887.4          |                  |                  | 9.4                |                 |                 |                 | 86,127.0           | 35,751.0           |
| Liechtenstein  | 100,182.5          | 2,370.2          | 3,575.5          | 20,124.7           |                 |                 | 238.9           | 351.0              | 73,522.2           |
| Luxembourg     | 1,034,729.0        | 74,119.0         | 97,470.0         | 213,373.0          | 27,477.0        |                 |                 | 134,204.0          | 488,086.0          |
| Malta          | 18,521.3           | 3,384.3          | 1,300.8          | 522.1              |                 |                 |                 | 1,035.0            | 12,279.2           |
| Netherlands    | 759,691.8          | 210,462.6        | 75,962.0         | 73,279.1           |                 |                 |                 | 117,066.2          | 282,922.0          |
| Norway         | 11,230.7           | 6,144.0          | 1,844.0          | 2,145.7            |                 |                 |                 |                    | 1,097.1            |
| Poland         | 49,977.0           | 2,246.2          | 9,460.5          | 10,547.6           |                 | 9.7             | 1,396.7         | 64.0               | 26,252.4           |
| Portugal       | 15,683.5           |                  | 28.5             | 51.7               |                 |                 | 1.3             | 14,919.8           | 682.2              |
| Romania        | 3,715.7            | 3,372.6          |                  | 45.1               |                 |                 | 123.4           |                    | 174.6              |
| Slovakia       | 3,298.3            | 5.9              | 26.5             | 636.6              |                 |                 |                 | 2,629.5            |                    |
| Slovenia       | 690.8              |                  |                  |                    |                 |                 |                 | 161.5              | 529.3              |
| Spain          | 36,419.0           | 1,478.0          | 10,535.0         | 11,598.0           |                 | 8,298.0         | 4.0             | 256.0              | 4,250.0            |
| Sweden         | 28,446.0           | 12,612.9         | 1,362.6          | 12,750.1           |                 |                 | 661.1           |                    | 1,059.4            |
| Switzerland    | 195,059.9          |                  |                  |                    |                 |                 |                 | 49,480.4           | 145,579.5          |
| Turkey         | 32,510.5           |                  |                  |                    |                 |                 |                 | 26,976.5           | 5,534.0            |
| United Kingdom | 579,974.0          | 102,436.6        | 21,912.0         | 146,588.5          | 175.5           |                 | 4,247.9         | 9,488.0            | 295,125.6          |
| <b>Europe</b>  | <b>7,863,704.0</b> | <b>855,720.5</b> | <b>933,916.7</b> | <b>1,963,645.2</b> | <b>50,856.9</b> | <b>18,398.7</b> | <b>19,907.4</b> | <b>1,021,067.4</b> | <b>3,000,191.3</b> |

Table 10

## UCITS &amp; AIFs: Total Net Assets at End 2024 Q2

Millions of euro

| UCITS & AIFs, Net Assets |                     |                    |                    |                    |                    |                 |                  |                    |                    |
|--------------------------|---------------------|--------------------|--------------------|--------------------|--------------------|-----------------|------------------|--------------------|--------------------|
| TOTAL                    | Equity              | Bond               | Multi-asset        | Money Market       | Guaranteed         | ARIS            | Real Estate      | Other              |                    |
| Austria                  | 220,901.8           | 45,699.9           | 64,031.5           | 99,399.3           |                    | 140.7           | 2,957.4          | 8,421.5            | 251.6              |
| Belgium                  | 218,396.7           | 81,673.6           | 16,444.2           | 114,858.0          | 1,802.3            | 2,850.6         |                  |                    | 768.0              |
| Bulgaria                 | 1,533.4             | 312.9              | 42.7               | 1,031.3            |                    |                 | 2.9              |                    | 143.7              |
| Croatia                  | 3,834.3             | 460.5              | 928.7              | 162.0              | 387.4              |                 |                  |                    | 1,895.8            |
| Cyprus                   | 6,633.0             | 1,855.0            | 167.0              | 1,126.0            |                    |                 |                  | 750.0              | 2,735.0            |
| Czech Republic           | 29,747.6            | 5,129.5            | 13,390.7           | 8,435.8            |                    | 6.5             |                  | 2,785.0            |                    |
| Denmark                  | 293,541.3           | 141,601.6          | 88,306.3           | 53,790.8           |                    |                 | 177.1            | 1,553.0            | 8,112.6            |
| Finland                  | 166,337.5           | 70,480.4           | 51,433.1           | 33,819.1           | 359.4              | 122.6           |                  | 7,644.3            | 2,478.5            |
| France                   | 2,408,001.0         | 381,540.0          | 307,167.0          | 305,430.0          | 430,288.0          | 17,074.0        |                  | 231,174.0          | 735,328.0          |
| Germany                  | 2,742,795.1         | 456,866.2          | 464,766.8          | 1,209,967.8        | 9,888.4            | 254.1           | 9,410.4          | 289,855.8          | 301,785.7          |
| Greece                   | 21,577.0            | 2,645.9            | 8,025.5            | 3,689.6            | 1,078.3            |                 |                  | 5,639.8            | 497.9              |
| Hungary                  | 40,937.0            | 3,106.7            | 14,757.9           | 5,871.5            | 1,459.9            | 2,693.4         | 4,975.9          | 7,308.2            | 763.6              |
| Ireland                  | 4,487,630.0         | 1,824,686.0        | 967,808.0          | 265,395.0          | 760,404.0          |                 |                  | 23,177.0           | 646,160.0          |
| Italy                    | 389,918.9           | 37,769.3           | 83,451.3           | 121,295.2          | 3,964.7            |                 | 21,560.4         | 86,127.0           | 35,751.0           |
| Liechtenstein            | 135,349.5           | 16,272.9           | 12,678.1           | 24,643.8           | 2,549.9            |                 | 253.2            | 351.0              | 78,600.5           |
| Luxembourg               | 5,582,271.0         | 1,902,151.0        | 1,320,008.0        | 1,031,597.0        | 547,755.0          |                 |                  | 134,204.0          | 646,556.0          |
| Malta                    | 21,537.2            | 3,937.4            | 2,517.1            | 907.6              |                    | 45.6            |                  | 1,035.0            | 13,094.5           |
| Netherlands              | 846,009.8           | 274,311.9          | 94,504.8           | 73,639.8           |                    |                 |                  | 117,066.2          | 286,487.0          |
| Norway                   | 194,730.0           | 120,884.5          | 63,334.3           | 9,029.2            |                    |                 |                  |                    | 1,482.0            |
| Poland                   | 83,119.5            | 9,454.5            | 30,861.5           | 14,879.1           |                    | 9.7             | 1,413.0          | 64.0               | 26,437.8           |
| Portugal                 | 34,371.6            | 3,803.4            | 4,137.1            | 8,413.7            | 1,053.6            |                 | 1.3              | 14,919.8           | 2,042.8            |
| Romania                  | 7,977.8             | 4,176.9            | 2,046.1            | 635.1              |                    |                 | 141.2            |                    | 978.4              |
| Slovakia                 | 10,354.2            | 2,437.9            | 1,344.7            | 3,942.2            |                    |                 |                  | 2,629.5            |                    |
| Slovenia                 | 6,371.8             | 3,975.9            | 353.5              | 1,187.7            | 159.3              |                 |                  | 161.5              | 533.8              |
| Spain                    | 391,699.0           | 67,444.0           | 151,175.0          | 131,967.0          | 18,443.0           | 11,376.0        | 6,788.0          | 256.0              | 4,250.0            |
| Sweden                   | 625,731.6           | 434,165.9          | 71,786.9           | 117,597.6          |                    |                 | 802.3            |                    | 1,379.0            |
| Switzerland              | 924,776.0           | 351,034.1          | 230,640.3          | 107,458.8          | 40,583.0           |                 |                  | 49,480.4           | 145,579.5          |
| Turkey                   | 111,255.5           | 4,938.8            | 2,201.5            | 1,842.4            | 15,016.5           | 0.3             | 46,215.2         | 26,976.5           | 14,064.3           |
| United Kingdom           | 2,064,754.9         | 1,058,808.5        | 235,058.7          | 359,157.0          | 26,421.7           |                 | 23,294.1         | 9,488.0            | 352,527.0          |
| <b>Europe</b>            | <b>22,072,093.9</b> | <b>7,311,625.0</b> | <b>4,303,368.1</b> | <b>4,111,169.3</b> | <b>1,861,614.4</b> | <b>34,573.5</b> | <b>117,992.3</b> | <b>1,021,067.4</b> | <b>3,310,683.9</b> |

**Table 11**  
**Total Number of UCITS Funds at End 2024 Q2**

| UCITS, Number of Funds |               |               |              |              |            |            |              |              |
|------------------------|---------------|---------------|--------------|--------------|------------|------------|--------------|--------------|
| TOTAL                  | Equity        | Bond          | Multi-asset  | Money Market | Guaranteed | ARIS       | Other        |              |
| Austria                | 880           | 257           | 272          | 331          |            |            | 16           | 4            |
| Belgium                | 598           | 196           | 53           | 223          | 6          | 73         |              | 47           |
| Bulgaria               | 124           | 43            | 8            | 62           |            |            | 1            | 10           |
| Croatia                | 113           | 19            | 20           | 9            | 4          |            |              | 61           |
| Cyprus                 | 31            | 6             | 8            | 17           |            |            |              |              |
| Czech Republic         | 237           | 59            | 68           | 106          |            | 4          |              |              |
| Denmark                | 573           | 268           | 184          | 110          | 1          |            |              | 10           |
| Finland                | 384           | 187           | 107          | 87           | 1          | 2          |              |              |
| France                 | 3,085         | 1,092         | 582          | 1,237        | 78         | 96         |              |              |
| Germany                | 2,911         | 1,189         | 494          | 1,041        | 10         | 1          | 28           | 148          |
| Greece                 | 297           | 89            | 123          | 64           | 10         |            |              | 11           |
| Hungary                | 44            | 18            | 9            | 8            | 1          |            | 8            |              |
| Ireland                | 5,482         | 2,877         | 1,329        | 794          | 118        |            |              | 364          |
| Italy                  | 1,112         | 109           | 306          | 613          | 3          |            | 81           |              |
| Liechtenstein          | 1,374         | 462           | 400          | 150          | 33         |            | 1            | 328          |
| Luxembourg             | 9,865         | 3,830         | 2,726        | 2,366        | 154        |            |              | 789          |
| Malta                  | 115           | 24            | 21           | 17           |            | 3          |              | 50           |
| Netherlands            | 91            | 54            | 24           | 7            |            |            |              | 6            |
| Norway                 |               |               |              |              |            |            |              |              |
| Poland                 | 260           | 103           | 96           | 52           |            |            | 5            | 4            |
| Portugal               | 172           | 37            | 50           | 76           | 3          |            |              | 6            |
| Romania                | 91            | 22            | 24           | 30           |            |            | 4            | 11           |
| Slovakia               | 70            | 13            | 17           | 40           |            |            |              |              |
| Slovenia               | 77            | 53            | 8            | 13           | 2          |            |              | 1            |
| Spain                  | 2,800         | 858           | 711          | 1,079        | 12         | 34         | 106          |              |
| Sweden                 | 608           | 339           | 121          | 138          |            |            | 1            | 9            |
| Switzerland            | 1,052         | 495           | 266          | 272          | 19         |            |              |              |
| Turkey                 | 1,520         | 110           | 73           | 136          | 51         | 2          | 1,006        | 142          |
| United Kingdom         | 2,223         | 1,154         | 315          | 500          | 14         |            | 48           | 192          |
| <b>Europe</b>          | <b>36,189</b> | <b>13,963</b> | <b>8,415</b> | <b>9,578</b> | <b>520</b> | <b>215</b> | <b>1,305</b> | <b>2,193</b> |

**Table 12**  
**Total Number of AIFs at End 2024 Q2**

|                | AIFs, Number of Funds |              |              |              |              |            |            |              |               |
|----------------|-----------------------|--------------|--------------|--------------|--------------|------------|------------|--------------|---------------|
|                | TOTAL                 | Equity       | Bond         | Multi-asset  | Money Market | Guaranteed | ARIS       | Real Estate  | Other         |
| Austria        | 1,117                 | 100          | 202          | 765          |              | 18         | 19         | 12           | 1             |
| Belgium        | 19                    | 4            | 1            | 10           |              |            |            |              | 4             |
| Bulgaria       | 10                    | 4            | 1            | 3            |              |            |            |              | 2             |
| Croatia        | 41                    |              |              |              |              |            |            |              | 41            |
| Cyprus         | 435                   | 1            | 6            | 67           |              |            |            | 83           | 278           |
| Czech Republic | 18                    |              |              |              |              |            |            | 18           |               |
| Denmark        | 347                   | 133          | 106          | 47           | 3            |            | 2          | 6            | 50            |
| Finland        | 103                   | 21           | 14           | 20           |              |            |            | 26           | 22            |
| France         | 7,714                 | 599          | 476          | 1,772        | 16           | 97         |            | 567          | 4,187         |
| Germany        | 4,832                 | 237          | 651          | 2,514        | 6            |            | 19         | 778          | 627           |
| Greece         | 11                    |              |              |              |              |            |            | 9            | 2             |
| Hungary        | 527                   | 113          | 68           | 78           | 3            | 29         | 131        | 82           | 23            |
| Ireland        | 3,399                 | 369          | 300          | 476          | 5            |            |            | 284          | 1,965         |
| Italy          | 1,229                 |              |              | 1            |              |            |            | 771          | 457           |
| Liechtenstein  | 1,381                 | 117          | 74           | 116          |              |            | 9          | 39           | 1,026         |
| Luxembourg     | 3,973                 | 301          | 372          | 822          | 30           |            |            | 310          | 2,138         |
| Malta          | 389                   | 59           | 21           | 32           |              |            |            | 25           | 252           |
| Netherlands    | 1,502                 | 305          | 149          | 122          |              |            |            | 342          | 584           |
| Norway         |                       |              |              |              |              |            |            |              |               |
| Poland         | 767                   | 138          | 93           | 226          |              | 4          | 58         | 7            | 241           |
| Portugal       | 335                   |              | 3            | 8            |              |            | 1          | 306          | 17            |
| Romania        | 35                    | 12           |              | 6            |              |            | 5          |              | 12            |
| Slovakia       | 27                    | 1            | 2            | 12           |              |            |            | 12           |               |
| Slovenia       | 69                    |              |              |              |              |            |            | 11           | 58            |
| Spain          | 421                   | 16           | 50           | 36           |              | 117        | 1          | 1            | 200           |
| Sweden         | 125                   | 49           | 7            | 48           |              |            | 13         |              | 8             |
| Switzerland    | 176                   |              |              |              |              |            |            | 31           | 145           |
| Turkey         | 521                   |              |              |              |              |            |            | 214          | 307           |
| United Kingdom | 1,068                 | 128          | 29           | 345          | 1            |            | 10         | 23           | 532           |
| <b>Europe</b>  | <b>30,591</b>         | <b>2,707</b> | <b>2,625</b> | <b>7,526</b> | <b>64</b>    | <b>265</b> | <b>268</b> | <b>3,957</b> | <b>13,179</b> |

**Table 13**  
**Total Number of UCITS and AIFs at End 2024 Q2**

| <b>UCITS &amp; AIFs, Number of Funds</b> |               |               |               |               |              |            |              |              |               |
|--|---------------|---------------|---------------|---------------|--------------|------------|--------------|--------------|---------------|
|  | <b>TOTAL</b>  | Equity        | Bond          | Multi-asset   | Money Market | Guaranteed | ARIS         | Real Estate  | Other         |
| Austria                                  | 1,997         | 357           | 474           | 1,096         |              | 18         | 35           | 12           | 5             |
| Belgium                                  | 617           | 200           | 54            | 233           | 6            | 73         |              |              | 51            |
| Bulgaria                                 | 134           | 47            | 9             | 65            |              |            | 1            |              | 12            |
| Croatia                                  | 154           | 19            | 20            | 9             | 4            |            |              |              | 102           |
| Cyprus                                   | 466           | 7             | 14            | 84            |              |            |              | 83           | 278           |
| Czech Republic                           | 255           | 59            | 68            | 106           |              | 4          |              | 18           |               |
| Denmark                                  | 920           | 401           | 290           | 157           | 4            |            | 2            | 6            | 60            |
| Finland                                  | 487           | 208           | 121           | 107           | 1            | 2          |              | 26           | 22            |
| France                                   | 10,799        | 1,691         | 1,058         | 3,009         | 94           | 193        |              | 567          | 4,187         |
| Germany                                  | 7,743         | 1,426         | 1,145         | 3,555         | 16           | 1          | 47           | 778          | 775           |
| Greece                                   | 308           | 89            | 123           | 64            | 10           |            |              | 9            | 13            |
| Hungary                                  | 571           | 131           | 77            | 86            | 4            | 29         | 139          | 82           | 23            |
| Ireland                                  | 8,881         | 3,246         | 1,629         | 1,270         | 123          |            |              | 284          | 2,329         |
| Italy                                    | 2,341         | 109           | 306           | 614           | 3            |            | 81           | 771          | 457           |
| Liechtenstein                            | 2,755         | 579           | 474           | 266           | 33           |            | 10           | 39           | 1,354         |
| Luxembourg                               | 13,838        | 4,131         | 3,098         | 3,188         | 184          |            |              | 310          | 2,927         |
| Malta                                    | 504           | 83            | 42            | 49            |              | 3          |              | 25           | 302           |
| Netherlands                              | 1,593         | 359           | 173           | 129           |              |            |              | 342          | 590           |
| Norway                                   |               |               |               |               |              |            |              |              |               |
| Poland                                   | 1,027         | 241           | 189           | 278           |              | 4          | 63           | 7            | 245           |
| Portugal                                 | 507           | 37            | 53            | 84            | 3            |            | 1            | 306          | 23            |
| Romania                                  | 126           | 34            | 24            | 36            |              |            | 9            |              | 23            |
| Slovakia                                 | 97            | 14            | 19            | 52            |              |            |              | 12           |               |
| Slovenia                                 | 146           | 53            | 8             | 13            | 2            |            |              | 11           | 59            |
| Spain                                    | 3,221         | 874           | 761           | 1,115         | 12           | 151        | 107          | 1            | 200           |
| Sweden                                   | 733           | 388           | 128           | 186           |              |            | 14           |              | 17            |
| Switzerland                              | 1,228         | 495           | 266           | 272           | 19           |            |              | 31           | 145           |
| Turkey                                   | 2,041         | 110           | 73            | 136           | 51           | 2          | 1,006        | 214          | 449           |
| United Kingdom                           | 3,291         | 1,282         | 344           | 845           | 15           |            | 58           | 23           | 724           |
| <b>Europe</b>                            | <b>66,780</b> | <b>16,670</b> | <b>11,040</b> | <b>17,104</b> | <b>584</b>   | <b>480</b> | <b>1,573</b> | <b>3,957</b> | <b>15,372</b> |